

About the Application - Table of Contents

Application Deadline: **Friday 19 Mar 2021 4:00 PM** U.S. Eastern Time



Sections of the Application

- A. About the Application
 - A. Table of Contents and Deadlines
 - B. State Department Introduction and Deadlines
 - C. How to Apply
 - B. Personal Information
 - D. About You
 - E. Certify Your Eligibility
 - F. School Information
 - G. Family Information
 - H. International Experience
 - I. Activities and Hobbies
 - J. Internships, Paid Work, and Jobs
 - K. Awards, Honors, and Special Recognition
 - C. Documents
 - L. NSLI-Y Terms and Conditions
 - D. Statement Requests
 - M. Parent/Legal Guardian Statement
 - E. Host Family Letter and Short Essays
 - N. Self-Introduction to Host Family and Language Instructors
 - O. Essays
 - F. Language Experience
 - P. Knowledge of Languages
 - Q. Self-Assessment of Russian
 - R. Statistical Information
 - G. Submit Your Application
 - S. Review and Submit
-

About the Application - State Department Introduction and Deadlines

Application Deadline: **Friday 19 Mar 2021 4:00 PM U.S. Eastern Time**



State Department Introduction

NSLI-Y is a U.S. Department of State program that provides merit-based scholarships for eligible high school students and recent high school graduates to learn less commonly taught languages in intensive summer and academic year overseas immersion programs.

NSLI-Y is one of four U.S. Department of State high school exchange programs that annually prepare over 1,000 young Americans to succeed in the 21st century's global economy - by developing their foreign language skills, increasing their cross-cultural understanding, strengthening their leadership capacity, and fostering new academic insights and ambitions. Students live with host families, engage with local schools, and share their American culture and values, building trust and long-lasting relationships. Many alumni go on to pursue education and careers vital to U.S. national security.

Learn more at exchanges.state.gov.

Want to bring the world to you? Host a foreign exchange student in your home. Learn how at hosting.state.gov.

Application Deadline and Submission of Required Documents

Deadline	Tasks due
Due Online Friday 19 Mar 2021 4:00 PM U.S. Eastern Time	<ul style="list-style-type: none">◦ Online Application Form completed by the applicant.◦ NSLI-Y Terms and Conditions signed by applicant and all parents/legal guardians.◦ Parent/Legal Guardian Statement
Due Online Friday 19 Mar 2021 4:00 PM U.S. Eastern Time NOTE: Uploaded to CampSite (Russian American Foundation Database)	<ul style="list-style-type: none">◦ RAF Application◦ Two (2) Supplemental Essays◦ Copy of Valid U.S. Passport (color, photo pages)
Due Online Friday 19 Mar 2021 4:00 PM U.S. Eastern Time NOTE: Emailed to Russian American Foundation at: jdirenfeld@russianamericanfoundation.org	<ul style="list-style-type: none">◦ Two (2) Teacher Recommendation Letters◦ Grade Transcripts: sent by school registrar/guidance counselor or home school supervisor

About the Application - How to Apply

Application Deadline: **Friday 19 Mar 2021 4:00 PM U.S. Eastern Time**



IMPORTANT! Do not use your web browser's back button to move between pages within this online form. This might erase information from your form that cannot be recovered. Use **only** the "Sections" menu on the left, including the → (next) and ← (previous) arrows to switch to the next and previous sections of the form.

How to Apply

- **Online Application Form:** Complete and submit the application form online. All applications and parent/legal guardian statement forms must be submitted online, except in rare cases in which the applicant can demonstrate that this requirement presents a significant impediment to applying for a NSLI-Y scholarship. Applicants who need to make alternative arrangements for submission of their application must do so by March 2, 2021. Applicants who need further assistance may contact American Councils at 866.790.2086, or nsliy@americancouncils.org.
- **NSLI-Y Terms and Conditions:** **Carefully read the Terms and Conditions.** This form must be signed by the applicant and all parents or legal guardians. Upload the completed signature page of the Terms and Conditions Form to the application.
- **Parent/Guardian Statement:** Have **one (1)** parent/legal guardian submit a statement online supporting your application. The statement must be submitted by Friday 19 Mar 2021 4:00 PM U.S. Eastern Time.
- **RAF's Supplemental Forms and Requirements:** Review and complete RAF's supplemental forms and requirements, including the RAF application, supplemental essays, passport upload, teacher recommendations, and grade transcript by 4pm ET on March 19, 2021.

Note: Any technical problems with the application form should be reported by email to nsliy@americancouncils.org, however, there is no guarantee that NSLI-Y staff can respond to inquiries on March 19, 2021. NSLI-Y strongly encourages that applicants **ask any questions and submit their applications well in advance of the application deadline**. The NSLI-Y program and American Councils for International Education bear no responsibility for data transmission problems in submitting the application.

When emailing nsliy@americancouncils.org, please use the following subject line convention: **Reference Code, Last Name, First Name: Email Subject**

Ex: ABCE1234, Doe, Jane: Question about application

Note: Your reference code is the eight-digit, randomly-assigned code at the top of this page with four letters and four numbers that identifies your unique application.

How to Use this Online Form

Moving from Section to Section

This online form includes several sections (pages). They are listed in the "Sections" menu that can be found EITHER in the navigation menu at the left side of each page OR in the drop-down menu at the top of each page. You may select any section from the menu to jump to that section. You may also press the → (next) and ← (previous) arrows to switch to the next and previous sections of the form.

Saving Your Work

To save your work at any time, press the "Save Changes" button that can be found at the bottom of any page. It is a good idea to regularly save your work while completing the form to ensure that none of your work is lost in the event you lose your Internet connection, your computer is accidentally shut down, etc.

Completing Your Form in Multiple Sessions

It is not necessary to complete your online form in one sitting. To continue later, press the "Save Changes" button that can be found at the bottom of any page, and then log out of the system. You can then log in at any time thereafter until the form deadline to complete your form.

Required Fields

A * next to a question indicates a required field. You must provide this information in order to submit your form.

A Note About Word and Character Counts Used in this Online Form

Any minimum or maximum word or character counts specified in the instructions for some questions will be as indicated by the counter tool used in this form. Please note that this count may not be the same as counts indicated by Microsoft® Word, OpenOffice.org Writer, or other word-processing tool.

Submitting Your Form

To submit your online form, **you must press the "Submit" button** on the last page. If you do not press the Submit button, your form will be considered incomplete and will not be considered for selection. You will not be allowed to make any changes after you submit it.

Downloading Documents from this Website



The free [Adobe Reader](#) is required to open and view most documents on this website.

Uploading Documents and Photographs to Your Form

You might be asked to upload a document or photograph. In most cases, you may upload only files of the following types: PDF, JPG/JPEG, PNG, GIF, or TIF/TIFF. You may also be asked not to upload files with a size greater than 5 MB. Encrypted or password-protected files will not be accepted unless "Read Only" capability is enabled. A number of free online tools are readily available to convert or resize your files.

Questions?

For information about the NSLI-Y program, please visit www.nsliforyouth.org

Contact NSLI-Y staff during normal business hours, 9:00 A.M.-5:00 P.M. U.S. Eastern Time, Monday-Friday, at:

Email: nsliy@americancouncils.org

Telephone: 866.790.2086 (toll free in the USA) • (+1) 202.833.7522 (outside the USA)

Personal Information - About You

About You

1) Legal Name:

As indicated on your birth certificate, passport, or other government-issued ID

- Use **English** characters, only.
- **Do not use** accent or diacritical marks.
- Use proper capitalization. **Do not use** all UPPERCASE or all lowercase letters.
- If you do not have a "Middle Name," leave that box blank.

Legal First Name

Legal Middle Name

Legal Last Name

2) Your Preferred Nickname

3) Gender

- ☐ Female
☐ Male
☐ Other

4) Your Pronouns

- ☐ She/her
☐ He/his
☐ They/them
☐ Other

5) Date of Birth

Use the date picker, or enter in the format Mmm dd, yyyy (e.g., Sep 01, 2003)

Note: Eligible students must have birthdates within the ranges listed below.

Program Duration	Eligible Birthdate Range
Summer	Birthdate: July 10, 2002 - June 10, 2006

Place of Birth

6) Place of Birth

FIRST, choose birth country BEFORE birth state/province/region

Birth City:	<input type="text"/>
Birth State/Province/Region:	<input type="text" value="pick country"/>
Birth Country:	<input type="text" value="- Choose -"/>

Passport and Citizenship

6) Do you have a valid U.S. passport?

*NSLI-Y finalists will be expected to have a U.S. passport that is valid for **at least 18 months** after their anticipated program end date. Semi-finalists should be prepared to submit passport information by **late March 2021**.*

Note that parents and/or legal guardians of finalists may be required to have a valid passport(s) or provide residency documentation to obtain a visa. Consider also that passport processing time may be lengthy. If selected, be aware that your passport may need to be available for up to three (3) months prior to the program start for visa processing.

- ☐ Yes
☐ No

8) Can you be considered a citizen of any country other than the United States?

- ☐ Yes
☐ No

Your Contact Information

Mailing Address:

9) Mailing Address

FIRST, choose country BEFORE state/province/region

Street Address:	<input type="text"/>
City:	<input type="text"/>

State/Province/Region:	<div>pick country</div>
Country:	<div>- Choose -</div>
ZIP/Postal Code:	<div></div>

Physical Address:

10) Is the physical address of your home different from your mailing address?

- ☐ Yes
☐ No

Telephone Numbers:

- Include area code (for North America), or country and city/mobile codes (outside North America)
- Include spaces, hyphens [-], and parentheses [()]

11) Primary Telephone

Type

- ☐ Home ☐ Mobile


12) Alternate Telephone

Type

- ☐ Home ☐ Mobile

13) Primary Email Address

This will be NSLI-Y administration's primary method of communicating with you and should be an email address that is and will be checked often.

 Ensure that your email address is typed in correctly. Important, time-sensitive, notifications will be sent to this email address.

14) Alternate Email Address

Some email messages from NSLI-Y administration will be sent to both the primary and alternate email addresses. The alternate email address can be a personal, family, or parent/guardian's email address.

Personal Information - Certify Your Eligibility

Certification of Eligibility

Answering "False" to any of the following questions indicates that you are not eligible for the NSLI-Y 2021-22 program. Please contact nsliy@americancouncils.org if you have any questions about the eligibility requirements.

Please review the [2021-22 Eligibility Policy for Outbound Youth Programs](#). A detailed description of all the NSLI-Y eligibility requirements can be found online at: <http://www.nsliforyouth.org/how-to-apply/eligibility/>

Short-term ECA programs	Long-term ECA programs
<ul style="list-style-type: none">◦ American Youth Leadership Program (AYLP)◦ Youth Leadership Program (participants who travelled overseas only)◦ Youth Ambassadors Program◦ National Security Language Initiative for Youth	<ul style="list-style-type: none">◦ Congress-Bundestag Youth Exchange (CBYX)◦ Kennedy-Lugar Youth Exchange and Study Abroad (YES Abroad)◦ National Security Language Initiative for Youth (NSLI-Y)

- 1) I am a U.S. citizen.
 - ☐ True
 - ☐ False
- 2) I have a grade point average (GPA) or equivalent of 2.5 or higher on a 4.0 scale.
 - ☐ True
 - ☐ False
- 3) My birth date is between July 10, 2002, and June 10, 2006.
 - ☐ True
 - ☐ False
- 4) I am currently enrolled in grades 9-12 (high school or home-school equivalent) at the time I submit this application.
 - ☐ True
 - ☐ False
- 5) I have not participated in a long-term ECA youth exchange program.
 - ☐ True
 - ☐ False
- 6) I understand that an alumnus/a of a short-term in-person ECA youth exchange (not virtual) program may only apply for a NSLI-Y academic year program, which must take place in a different calendar year. Alumni of NSLI-Y virtual programs may apply for NSLI-Y summer or academic year programs.
 - ☐ True
 - ☐ False
- 7) I am eligible to apply for the 2021-22 NSLI-Y program according to the above-mentioned Eligibility Policy.
 - ☐ True
 - ☐ False
- 8) I do not have any immediate family members who work at the U.S. Department of State or U.S. Agency for International Development.

- ☐ True
- ☐ False

9) I do not have any immediate family members whose responsibilities include performing services on behalf of U.S. Department of State exchange programs at a private or public agency/organization.

- ☐ True
- ☐ False

10) Certified by:

Enter your full name

Save Changes

Personal Information - School Information

Your High School Information

1) Your Current Grade

- ☐ 9th
- ☐ 10th
- ☐ 11th
- ☐ 12th

2) Your Anticipated Graduation Date

Enter in format "Mmm yyyy". Example: "Jun 2021".

3) School Name and Address

FIRST, choose country BEFORE state/province/region

School Name:

Street Address or P.O. Box:

City:

State/Province/Region:

Country:

i If you are home-schooled, for the "School Name" field, enter "Home School".

ZIP/Postal Code:

- Choose -




Save Changes

Personal Information - Family Information

About Your Parents / Legal Guardians

- 1) Please list **each and every** one of your parents/legal guardians, as applicable:

*Anyone listed as a parent or legal guardian in your application must be identified by the **same name** in other forms that require the signature of parents / legal guardians.*

 **Push the "Add 1 More"/"Add 2 More" button** after the first parent/legal guardian box to add information about a second parent/legal guardian.

1a) Legal First Name

Legal Last Name

1b) Gender

- ☐ Female
☐ Male
☐ Other

1c) Parent Type

Choose



1d) Does this person have legal custody of you?

- ☐ Yes
☐ No

1e) Does this person have a current and valid passport from any country?

Providing information on parent passport status and country of birth is optional.

We provide a space to collect this information as it may impact the visa application for certain NSLI-Y host countries.

The information would not be considered when evaluating and selecting participants, but it could be useful for NSLI-Y staff during the early stages of the visa application process.

- ☐ Yes
☐ No

1f) Country of Birth

Choose



1g) Primary Telephone

Type

- ☐ Home ☐ Mobile ☐ Work

1h) Alternate Telephone

Type

☐ Home ☐ Mobile ☐ Work

1i) Email Address

Personal, work, or family email address

1j) Do you currently live with this parent/legal guardian at the **physical** address you input in Section 4?

☐ Yes
☐ No

Add 1 More

Add 2 More

Alternate Emergency Contact

2) In the event your parents or legal guardians cannot be contacted, please provide at least **one (1) adult who does not live with you** as your alternate emergency contact person. To ensure that NSLI-Y staff can contact this individual promptly in case of an emergency, a phone number and email address **must** be provided for this individual. Please only identify an individual for which this information can be provided:



Push "Add 1 More"/"Add 2 more" button, to add information about your emergency contact.

2a) Legal First Name

Legal Last Name

2b) Relationship to You

Choose ▼

2c) Primary Telephone

Type

☐ Home ☐ Mobile ☐ Work

2d) Alternate Telephone

Type

☐ Home ☐ Mobile ☐ Work

2e) Email Address

Personal, work, or family email address

Add 1 More

Add 2 More

Save Changes

Personal Information - International Experience

1) Have you participated in Virtual NSLI-Y or the 2020 Virtual Summer Intensive?

- ☐ Yes
☐ No

1b) Select the language of the program

Choose ▼

2) Have you previously participated in any international exchange program(s)?

- ☐ Yes
☐ No

3) If selected for NSLI-Y 2021-22, would this be your first time traveling outside of the United States?

- ☐ Yes
☐ No

4) Do you plan to travel abroad after submitting the NSLI-Y application?

- ☐ Yes
☐ No

5) Do you have any relatives or close friends that live in Russia?

- ☐ Yes
☐ No

Save Changes

Personal Information - Activities and Hobbies

You may enter up to 7 rows for each question below. List activities/hobbies in chronological order (starting with most recent) and prioritize the activities/hobbies that are most important to you, and/or most relevant to the NSLI-Y program.

If you receive an error, please verify that you are using the correct date format. An example of a correct date

format is 08/2020.

Use your best estimate for hours per month. If you are including a seasonal activity, list the average hours per the months that you engage in the activity.

Activities, Athletics, and Organizations

- 1) List only those activities and organizations in which you have been a frequent participant within the past three years. Include activities such as Scouts, volunteer work, religious youth groups, peer tutoring, sports teams, etc. Be sure to briefly specify any leadership roles you held with those groups, such as club president, team captain, or other position:

#	Activity or Organization	Description	Hours per Month	Start Date (mm/yyyy)	Still Participating?	If no, End Date (mm/yyyy)
1	<input type="text"/>	<div><div></div><div>0 words counted. Maximum of 40 words allowed.</div></div>	<input type="text"/>	<input type="text"/>	<input type="radio"/> Yes <input type="radio"/> No	

Add 1 More

Add 2 More

Add 3 More

Creative Work, Hobbies, and Special Training

- 2) Include activities such as music, dance, drama, performing arts, and foreign languages that you have pursued to the point of some mastery:

#	Name	Description	Hours per Month	Start Date (mm/yyyy)	Still Participating?	If no, End Date (mm/yyyy)
1	<input type="text"/>	<div><div></div><div>0 words counted. Maximum of 25 words allowed.</div></div>	<input type="text"/>	<input type="text"/>	<input type="radio"/> Yes <input type="radio"/> No	

Add 1 More

Add 2 More

Add 3 More

Save Changes

Personal Information - Internships, Paid Work and Jobs

You may enter up to 7 rows for the question below. List internships/paid work/jobs in chronological order (starting with most recent) and prioritize the internships/paid work/jobs that are most important to you and/or most relevant to the NSLI-Y program.

If you receive an error, please verify that you are using the correct date format. An example of a correct date format is 08/2020.

Use your best estimate for hours per month.

1) Specify the type of work and describe your responsibilities:

#	Employment Title/Position	Description	Hours per Month	Start Date (mm/yyyy)	Still Employed?	If no, End Date (mm/yyyy)
1	<input type="text"/>	<div><div></div><div>0 words counted. Maximum of 25 words allowed.</div></div>	<input type="text"/>	<input type="text"/>	<div><input type="radio"/> Yes</div> <div><input type="radio"/> No</div>	

Add 1 More

Add 2 More

Add 3 More

Save Changes

Personal Information - Awards, Honors, and Special Recognition

You may enter up to 7 rows for the question below. List awards/honors/special recognition in chronological order (starting with most recent) and prioritize the awards/honors/special recognition that are most important to you and/or most relevant to the NSLI-Y program.

If you receive an error, verify that you are using the correct date format. An example of a correct date format is 08/2020.

Awards, Honors, and Special Recognition

1) Briefly describe the award:

Description

Award Date (mm/yyyy)

1

Add 1 More

Add 2 More

Add 3 More

Save Changes

Document - Terms and Conditions

Instructions

Each applicant must submit a signed copy of the NSLI-Y Terms and Conditions signature page. The applicant and all parents/legal guardians must carefully read the document and sign the form; e-signatures will not be accepted. **Failure to comply with the NSLI-Y Terms and Conditions could result in the following: probation, cancellation of application, termination of scholarship, or dismissal from the program. Applicants and their parents/legal guardians should save a copy of the Terms and Conditions for future reference.**

Applicants should upload the scanned copy of the fully signed final page of the form before submitting the NSLI-Y application.

Step One

- 1) Download a copy of the **NSLI-Y Terms and Conditions** document using the link below.
- 2) Read and sign agreement where indicated on the last page. **The applicant and all parents/legal guardians MUST sign this agreement.**

Document	Instructions
NSLI-Y Participant Agreement - Terms and Conditions	This agreement must be signed by the applicant and all parents/legal guardians.

Step Two

- 1) Scan the signature page of the NSLI-Y Terms and Conditions document and upload it below. Remember, the form must be signed by the applicant and all parents/legal guardians.
You will be taken briefly to another screen while your file is validated by this system.

Select File...

File types allowed: PDF, JPG/JPEG, PNG, GIF, TIF/TIFF

IMPORTANT! If your uploaded NSLI-Y Terms and Conditions document file does not immediately appear above, please allow a few minutes for this system to finish processing your file. You might need to logout of the application and log back in for the document to appear.


The applicant and all legal guardians must sign the NSLI-Y Terms and Conditions form. Use legal names (not nicknames) when signing the form. If there is a missing signature on the form or if a name does not match the name listed on the application, we will ask that you complete and submit a new form.

Save Changes

Statement Request - Parent/Legal Guardian Statement

Deadline to Submit Statement: **March 19, 2021, 4:00 P.M. U.S. Eastern Time**

The parent statement is not considered in the selection process and will not be reviewed until the semi-finalist evaluation and placement process. The parent/legal guardian statement should be submitted using the AIS Forms website. If the parent/legal guardian is unable to complete the statement, please contact nsliy@americancouncils.org.

 If you or your parent/legal guardian has trouble with the online parent statement, please contact nsliy@americancouncils.org.

It is your responsibility to ensure that the parent/legal guardian statement is received by NSLI-Y.

Before You Request a Parent/Legal Guardian Statement

- **Talk with your parent/legal guardian** to determine if he or she is willing and able to provide this statement for you. If your parent/legal guardian is not able to complete the statement in English, he or she can work with a family member or close family friend to translate the statement. Individuals who have help completing their statement should indicate who helped them in the written portion of the form. You should not provide a translation for your parent/legal guardian. A translation for the form may be available for parents who are not able to prepare the statement in English. Please contact nsliy@americancouncils.org for more information.

Document	Instructions
Instructions for Your Parent/Legal Guardian	Download this instructions document and give it to your parent/legal guardian; it explains how to submit the statement online.

- **Tell your parent/legal guardian to expect an email from nsliy@americancouncils.org.** Suggest that your parent/legal guardian add this address to his or her "safe" or "contacts" list so that the message does not go into a spam or junk mail box. If he or she does not receive this email message, suggest that he or she check the spam or junk mail box before contacting NSLI-Y.

When You Are Ready to Request a Parent/Legal Guardian Statement

- **Provide the contact information** for your parent/legal guardian below. **YOU MUST USE ENGLISH CHARACTERS OR YOU WILL BE UNABLE TO REQUEST A STATEMENT.** NSLI-Y will use that information to send your parent/legal guardian an email message that contains a link to a secure, online statement form.
- Once you have entered complete and correct contact information for your parent/legal guardian, a new button titled **"Request Statement"** will appear below your parent's/legal guardian's contact information.
- **Press the "Request Statement" button** to send the email notification to your parent/legal guardian. A record of the dates on which you sent these messages will then appear below the contact information.

Warning! If you **change** your parent's/legal guardian's email address **after** sending her/his notification message, it will **cancel** your previous request and **disable** the secure link to your parent's/legal guardian's online form. It will also **erase** any online statement form that was already in progress **or** had already been submitted. So, be sure to consider this before changing the contact information. **An erased statement cannot be retrieved.**

Provide Parent's/Legal Guardian's Contact Information

First Name

Last Name

Relationship to You

- ☐ Parent
☐ Stepparent
☐ Legal Guardian
☐ Other

Parent/Legal Guardian Email Address

Parent/Legal Guardian Telephone

Press the "Save Changes" button at the bottom of the page, and then press the "Request Statement" button that appears to send an email request to your parent/legal guardian.

Local Recruitment Parent/Legal Guardian Statement

Status History

Date Activity Type Recipient Email

No status found.

After You Request a Parent/Legal Guardian Statement

- **Confirm with your parent/legal guardian** that he or she received the email message and can access the form.
- **If your parent/legal guardian does not receive the email message**, first suggest he or she check the spam or junk mail box. If he or she still cannot find it, only then come back to this page and press the "Request Statement" button again, to send another message.
- **Be careful! If you change your parent's/legal guardian's email address** after sending the notification message, it will cancel your previous request and disable his/her link to the online form. It will also erase any online form that was already in progress or had already been submitted. An erased statement form cannot be retrieved.
- To see if your parent/guardian has started or submitted his or her statement form, periodically return to this page and check the "Status History" table above.

Questions?

For information about the NSLI-Y program, please visit www.nsliforyouth.org.

Contact NSLI-Y staff during business hours, 9:00 A.M.-5:00 P.M. US Eastern Time, Monday-Friday, at:

Email: nsliy@americancouncils.org

Telephone: 866.790.2086 (toll free in the USA) • (+1) 202.833.7522 (outside the USA)

Save Changes

You may be hosted by a family, and just as you are curious about your host family and school, they will be curious about you. Here is a chance to tell your prospective host family and school about yourself in a letter. Below are questions you should address in your letter to communicate who you are and your motivation for going abroad with NSLI-Y. Your letter must not exceed 500 words and must be written in English. It is recommended that you prepare your letter in a word processing program, such as **Microsoft® Word**. When complete, copy and paste your letter in the space provided below.

TIPS:

- *NSLI-Y recommends that you **prepare and save** the host family letter and short essays in a **word processing program, such as Microsoft® Word**. You may copy and paste your essays into the spaces below once you have completed them in a word processing program.*
- *If you choose to type your essay directly into the form below, **be sure to press the "Save Changes" button at the bottom of this page every few minutes**. This will ensure that your work is not lost if you encounter a technical problem.*
- *Use the counter tool in this form to track the word character limits specified for some questions. Please note that this count may not be the same as counts indicated by Microsoft® Word or other word-processing tools.*

Questions that You Should Answer in Your Letter:

- **How would your family and friends describe your personality?**
- **How would you describe your relationship with your family and friends?** For example, what is your role in the family? In what types of situations do you seek advice from your family and friends?
- **What are your different roles in your community?** For example, what are your roles in school, sports, community activities, etc.? What activities or causes are important to you and why?
- If selected for NSLI-Y you will be part of a community and family, not a guest. Explain how you would adapt and **what would make you a unique addition to a family and community that will likely be different from your own?**
- **In what ways have you prepared for the challenges of the NSLI-Y experience?**
- **What are your education and career goals?**

Your letter will be read as part of your application and may be shared with your host family or language instructors if you are selected. Consider formatting your response like an actual letter with a salutation and closing.

Your Letter:

0 words counted. Maximum of 500 words allowed.

Save Changes

Essays

Please write two (2), detailed essays about the topics listed below. Note the following:

- You **must** complete both essays.
- For the first essay, you must answer the question provided.
- For the second essay, choose one of the two offered topics.
- Essays must be written in English.

TIPS:

- *Comply with the maximum word count under each text box.*
- *NSLI-Y recommends that you **prepare and save** the host family letter and short essays in a **word processing program, such as Microsoft® Word**. You may copy and paste your essays into the spaces below once you have completed them in a word processing program.*
- *If you choose to type your essay directly into the form below, **be sure to press the "Save Changes" button at the bottom of this page every few minutes**. This will ensure that your work is not lost if you encounter a technical problem.*
- *Use the counter tool in this form to track the word character limits specified for some questions. Please note that this count may not be the same as counts indicated by Microsoft® Word or other word-processing tools.*

First Essay

- 1) List and explain three (3) reasons why you want to participate in NSLI-Y.

0 words counted. Maximum of 250 words allowed.

Second Essay

2) Choose one of these two topics for your second essay:

- ☐ (A) Describe a time in the past 2-3 years when you worked hard towards a goal but did not achieve it. How did you react? What did you do?
- ☐ (B) Describe a recent time you resolved a disagreement with your parent(s)/guardian(s) or friends. What did you do? What did you learn?

Enter your second essay below:

0 words counted. Maximum of 250 words allowed.

Save Changes

1) What is your native or first language?

- ☐ English
- ☐ Other

2) What language(s) are spoken in your home?

3) Have you studied or do you know any languages, other than English?

- ☐ Yes
- ☐ No

4) Describe other language experience you have that is not covered above.

0 words counted. Maximum of 100 words allowed.

5) Have you participated in a [STARTALK](#) language program?

- ☐ Yes
- ☐ No

Save Changes

Language Experience - Self-Assessment of Russian

Your Language Preference: **Russian** (Summer)

NSLI-Y provides beginning, intermediate, and advanced language instruction. This information will assist us with assigning you to an appropriate level of language class in your NSLI-Y program.

Experience with **Russian Language**

Finalists who answered yes to 1a), 1b), 1c) and/or 1d) will be asked to complete a pre-program Oral Proficiency Interview (OPI) approximately one month before the start of the program.

1) What is your experience with Russian Language?

1a) Have you studied **Russian Language** in a formal classroom setting?

- ☐ Yes
- ☐ No

1b) Have you studied **Russian Language** independently?

- ☐ Yes
- ☐ No

1c) Is **Russian Language** spoken in your home?

- ☐ Yes
- ☐ No

1d) Do you anticipate that you will participate in formal or significant self-study of **Russian Language** between now and the anticipated program start?

- ☐ Yes
- ☐ No

Self-Assessment of **Russian Language**

1e) Respond to the following statements about your **Russian Language** study experience, as well as your ability to use and understand **Russian Language**.

Your responses will assist us with assigning you to an appropriate level of language class in your host school. Please be honest and accurate about your proficiency.

(i) Have you studied Russian in a formal classroom setting?


- ☐ Yes
- ☐ No

(ii) Have you studied Russian independently?

Choose ▼

(iii) Have you received an ACTFL-certified Oral Proficiency Interview (OPI) rating in Russian?

Choose ▼

 If you have participated in NSLI-Y Virtual Summer Intensive, you must provide your post-program OPI result.

(iv) Have you received a rating from another certified language test in Russian (i.e. STAMP, TORFL, or another language-specific test)?

Choose ▼

(v) I can ask and answer simple questions about my name and place of birth, make social introductions and use greeting and leave-taking expressions. I can describe myself in basic terms.

Choose ▼

(vi) I can read and understand the purpose and meaning of very short, familiar, simple written texts such as printed notes, ads, or signs.

Choose ▼

(vii) In everyday conversation with people speaking standard dialect, I can understand speech if it is slow and clear.

Choose ▼

(viii) I can give detailed information about my family, my house, and my community.

Choose ▼

(ix) I can speak in an organized fashion on topics beyond my basic routine.

Choose ▼

(x) I can listen to and understand simple communications on familiar topics, including descriptions of events, feelings, wishes, and future plans.

Choose ▼

(xi) I can read and understand uncomplicated stories about current, past, and future events.

Choose ▼

(xii) I can accurately listen to and follow all conversations among native speakers who are speaking at a normal rate of speech.

Choose ▼

(xiii) I rarely find myself unable to finish a sentence because of language limitations and there are few grammatical features of the language that I try to avoid.

Choose ▼

(xiv) I can usually read and understand all the material in a major daily newspaper.

Choose ▼

(xv) I am completely fluent and can express myself as well in the target language as in my native language.

Choose ▼

Save Changes

Statistical Information

The responses in this section are optional and not considered in the selection process. This information will not impact the evaluation of your NSLI-Y application.

1) How would you describe yourself?

Check all that apply

- ☐ American Indian or Alaska Native
- ☐ Asian
- ☐ Black or African American
- ☐ Hispanic or Latino
- ☐ Native Hawaiian or Pacific Islander
- ☐ White
- ☐ Other
- ☐ I decline to state

2) Do you have a disability?

- ☐ Yes
- ☐ No
- ☐ I decline to state

3) What is your household's annual income?

Choose ▼

4) Do you qualify for the [National School Lunch Program](#)?

- ☐ Yes
- ☐ No

5) What type of school do you attend?

Choose ▼

6) How would you classify the area where you live?

Choose ▼

7) How did you learn about the NSLI-Y program?

(Check all that apply)

- ☐ Bolshoi Ballet Academy
- ☐ Brochure
- ☐ Club/Youth Organization (4-H, Boys and Girls Clubs, Church Groups, Scouts, etc.)
- ☐ Counselor (at school or elsewhere)
- ☐ Email
- ☐ Exchange Organizations
- ☐ Exchange Student or Program Alumnus
- ☐ Family Member
- ☐ Festival
- ☐ Honors Society
- ☐ Host Family
- ☐ Internet Search or Advertisement
- ☐ Media: Magazine, Newspaper, Radio, TV
- ☐ Poster

- ☐ Social Media Advertisement, Post from a friend
- ☐ State Department Presentation
- ☐ STARTALK
- ☐ Teacher
- ☐ Other

8) Make intercultural learning a family experience! Perhaps your family would consider hosting an international exchange student. Would your family like to receive information about this unique opportunity?

- ☐ Yes
- ☐ No

Save Changes

Review and Submit

Application Deadline: **Friday 19 Mar 2021 4:00 PM** U.S. Eastern Time



Certification

I certify that:

- I completed this application and the written portions are my own work;
- Everything in this application is complete and true to the best of my knowledge;
- I understand that acceptance to NSLI-Y is not a guarantee that personal, religious, or health placement requests included in my application or parent statement can or will be honored;
- I understand that I must comply by the NSLI-Y [Terms and Conditions](#)
- I understand that by submitting my NSLI-Y application, I am agreeing to apply for a competitive scholarship;
- I understand that American Councils, Russian American Foundation, and the U.S. Department of State will not discuss individual determinations about the application review; and
- I understand that my application is in no way an offer or a guarantee of an offer for a NSLI-Y scholarship:

Select one:

- ☐ Yes

☐ No

Certified and Agreed by:

Type your name

Final Review of Application

Before you submit your application, please be sure to review all sections. Make sure you have answered all the questions and required fields, and that you are satisfied with your responses. Also, be sure that you have downloaded any documents that must be submitted separately by mail.

Once you submit your application, you will no longer be able to make changes to any section of the application. You will be able, however, to continue to view your application online via this system with your existing login.

If you are not ready to submit your application, press any "Save Changes" button in the application forms and log out of the system. You will be able to log in at any time thereafter, until the application deadline, and continue to complete or edit your application.

Submit Your Application

If you are ready to submit your application, press the "Submit" button below. If you do not click the "Submit" button, your application materials will not be reviewed by the selection committee. If your submission is successful, you will receive a confirmation email.

If you have left any required questions unanswered, you will receive an error message at the top of this page after you press the "Submit Your Application" button and your application will not be accepted. You may then return to your application and enter any missing information, and then attempt to re-submit your application.

Questions?

For information about the NSLI-Y program, please visit www.nsliforyouth.org.

Contact NSLI-Y staff during business hours, 9:00 A.M.-5:00 P.M. U.S. Eastern Time, Monday-Friday, at:

Email: nsliy@americancouncils.org

Telephone: 866.790.2086 (toll free in the USA) • (+1) 202.833.7522 (outside the USA)

Save Changes

Submit Your Application